

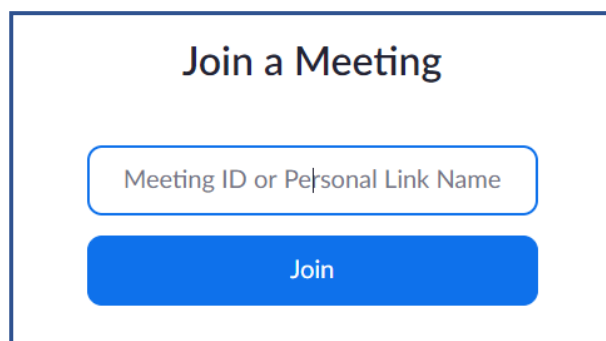
zoom INSTRUCTIONS – Two ways to Join a Meeting from an Invite

A. Method One

1. Go to **ZOOM.US**
2. Once the page opens, click on “JOIN A MEETING” in the top right corner.



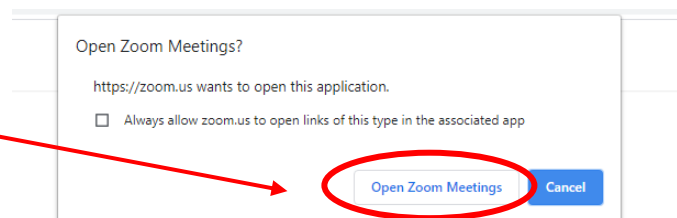
3. You will then be taken to the “JOIN A MEETING” page.



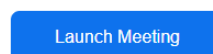
4. Where it says **Meeting ID or Personal Link Name**, type in the Meeting ID number that you received with the invite (just below the link).

5. It will then take you to a screen that has a dialogue box “Open Zoom Meetings”

6. Click on **Open Zoom Meetings**

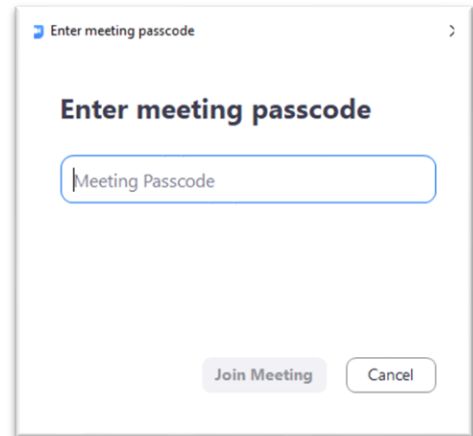


Click **Open Zoom Meetings** on the dialog shown by your browser
If you don't see a dialog, click **Launch Meeting** below.



7. If it asks you for a password, enter the passcode provided below the Meeting ID in the invite email you received.

8. Once the passcode has been entered, you will now be in the meeting. Please click on with video.



B. Method Two

1. You may click on the link in the invite email.
(usually you will have to hold Ctrl + the link)
2. This will then take you to number (6.) above and allow you to join the meeting without the ID and password.
3. You may have to download the Zoom Client in order to take advantage of all of the features in zoom.



ENJOY ZOOMING!